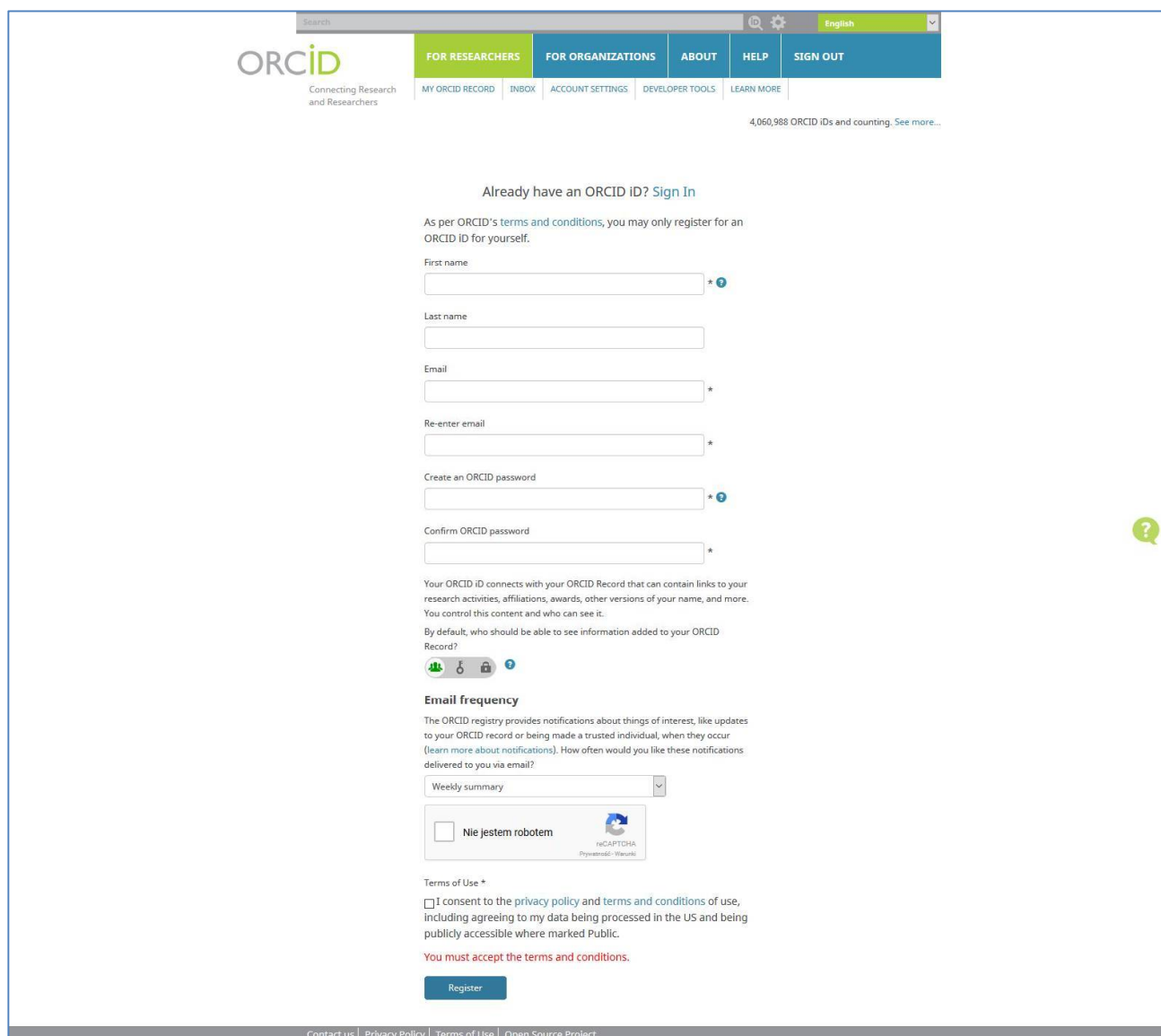


ORCID (Open Researcher and Contributor ID)

Krok 1: Założenie konta <https://orcid.org/signin>

Wypełnienie poszczególnych pól z imieniem, nazwiskiem, adresem e-mail, nadanie hasła, decyzja o dostępie do profilu (publiczny, z ograniczeniem, prywatny)



The screenshot shows the ORCID registration page. At the top, there is a search bar and a language selector set to 'English'. The main navigation bar includes 'FOR RESEARCHERS', 'FOR ORGANIZATIONS', 'ABOUT', 'HELP', and 'SIGN OUT'. Below this, there are sub-navigation links: 'MY ORCID RECORD', 'INBOX', 'ACCOUNT SETTINGS', 'DEVELOPER TOOLS', and 'LEARN MORE'. A status bar indicates '4,060,988 ORCID IDs and counting. See more...'. The main content area is titled 'Already have an ORCID ID? Sign In'. Below this, a message states: 'As per ORCID's terms and conditions, you may only register for an ORCID ID for yourself.' The registration form includes fields for 'First name', 'Last name', 'Email', 'Re-enter email', 'Create an ORCID password', and 'Confirm ORCID password'. Below the password fields, there is a section for 'Your ORCID ID connects with your ORCID Record that can contain links to your research activities, affiliations, awards, other versions of your name, and more. You control this content and who can see it.' This section includes a privacy control interface with icons for public, private, and locked, and a help icon. The 'Email frequency' section asks 'How often would you like these notifications delivered to you via email?' with a dropdown menu set to 'Weekly summary'. Below this is a reCAPTCHA widget with the text 'Nie jestem robotem' and the reCAPTCHA logo. At the bottom of the form, there is a 'Terms of Use' section with a checkbox and the text: 'I consent to the privacy policy and terms and conditions of use, including agreeing to my data being processed in the US and being publicly accessible where marked Public. You must accept the terms and conditions.' A blue 'Register' button is located at the bottom of the form. The footer contains links for 'Contact us', 'Privacy Policy', 'Terms of Use', and 'Open Source Project'.

Krok 2: Potwierdzenie założenia konta, zalogowanie do serwisu

Krok 3: Wypełnienie profilu (dane podstawowe, informacje o wykształceniu, zatrudnieniu, grantach, publikacjach)

A. Dane podstawowe

Kraj, słowa kluczowe, strona internetowa

B. Edukacja – każdy poziom edukacyjny należy dodawać odrębnie

ADD EDUCATION

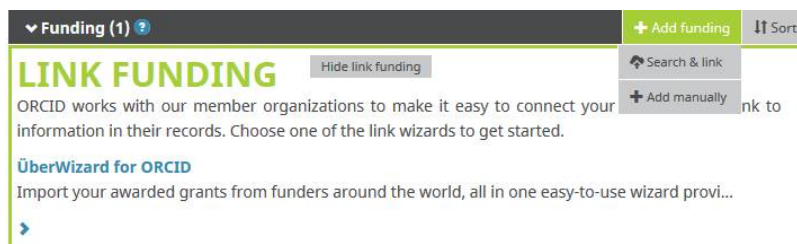
Institution *	Department
<input type="text" value="Add name"/>	<input type="text" value="Add department"/>
City *	Degree/title
<input type="text" value="Add city"/>	<input type="text"/>
State/region	URL
<input type="text" value="Add state/region"/>	<input type="text" value="Add URL"/>
Country *	Start date *
<input type="text" value="Select a country"/>	Year <input type="text"/> Month <input type="text"/> Day <input type="text"/>
	End date (leave blank if current)
	Year <input type="text"/> Month <input type="text"/> Day <input type="text"/>
	<input type="button" value="Add to list"/> <input type="button" value="Cancel"/>

C. Zatrudnienie – każde miejsce zatrudnienia należy dodać odrębnie

ADD EMPLOYMENT

Institution/employer *	Department
<input type="text" value="Add name"/>	<input type="text" value="Add department"/>
City *	Role/title
<input type="text" value="Add city"/>	<input type="text"/>
State/region	URL
<input type="text" value="Add state/region"/>	<input type="text" value="Add URL"/>
Country *	Start date *
<input type="text" value="Select a country"/>	Year <input type="text"/> Month <input type="text"/> Day <input type="text"/>
	End date (leave blank if current)
	Year <input type="text"/> Month <input type="text"/> Day <input type="text"/>
	<input type="button" value="Add to list"/> <input type="button" value="Cancel"/>

D. Granty – możliwość pobrania informacji o grantcie z serwisu Überresearch lub dodawania ręcznego



Dodawanie ręczne

ADD FUNDING

Funding type *
Pick a funding type

Funding subtype
Funding subtype

Title of funded project *
Add title

Description [+ add translated title](#)
Add description

Total funding amount
Add an amount

Start date
Year Month

End date (enter projected end date if current)
Year Month

Role
What was your role?

FUNDING AGENCY
Funding agency name *
Type name. Select from the list to fill other fields

Funding agency city *
Add funding agency city

Funding agency region
Add funding agency region

Funding agency country *
Select a country

GRANT NUMBER
Grant number
Enter grant number

Grant URL
Enter grant URL

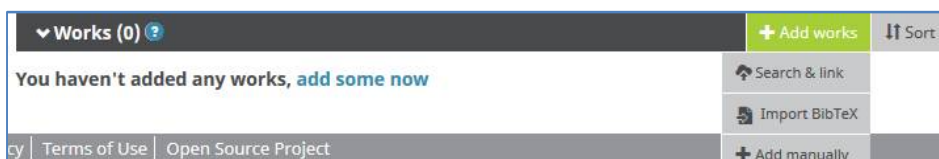
Relationship
 Self Part of

Alternate URL [+ Add another grant number](#)
Add URL

[Add to list](#) [Cancel](#)

E. Publikacje

a) możliwość pobrania opisów z kilku źródeł elektronicznych



Źródła elektroniczne dostępne przez serwis, umożliwiające automatyczne pobranie opisów bibliograficznych:

LINK WORKS Hide link works

ORCID works with our member organizations to make it easy to connect your ORCID iD and link to information in their records. Choose one of the link wizards to get started. [More information about linking works](#)

Work type Geographical area

- Airiti**
Enables user to import metadata from Airiti, including journal papers, proceedings, dissertation...
▼
- Australian National Data Service (ANDS) Registry**
Import your research datasets into ORCID from Australian National Data Service (ANDS) and Res...
▼
- BASE - Bielefeld Academic Search Engine**
BASE is one of the world's most voluminous academic search engines. It searches metadata abo...
▼
- CrossRef Metadata Search**
Import your publications from CrossRef's authoritative, publisher-supplied metadata on over 70...
▼
- DataCite**
Enable the DataCite Search & Link and Auto-Update services. Search the DataCite Metadata Stor...
▼
- Europe PubMed Central**
Europe PubMed Central (Europe PMC) offers this tool to enable you to link anything in Europe P...
▼
- ISNI2ORCID search and link**
Search the ISNI registry by your name and link ISNI records to your ORCID record as an external...
▼
- KoreaMed**
KoreaMed provides access to articles published in Korean medical, dental, nursing, nutrition, an...
▼
- MLA International Bibliography**
Search the MLA International Bibliography for your works, including those published under vari...
▼
- Redalyc**
Una plataforma que permite identificar tus trabajos publicados en revistas arbitradas de Acceso ...
▼
- ResearcherID**
ResearcherID is a global, multi-disciplinary scholarly research community where members can r...
▼
- Scopus to ORCID**
Import your Identifier, profile and publications. The wizard helps you find the correct Scopus pr...
▼

- w przypadku pobierania opisów z ww. baz trzeba autoryzować dostęp bądź założyć odrębne konto użytkownika w danym serwisie,
- większość zasobów otwartych (tym te z Repozytorium UMK) rejestrowana jest w serwisie Base Biblioteki Uniwersyteckiej w Bielefeld → **Wskazówka:** lepiej w serwisie poszukać samodzielnie swoich publikacji niż zdać się na to, co serwis sugeruje przy pierwszym połączeniu z nim.

b) możliwość importu pliku w formacie BiBTeX,

c) możliwość ręcznego wprowadzania opisu każdej publikacji

ADD WORK

Work category *
Pick a work category

Work type *
[Dropdown menu]

Title *
Add title
[+ add translated title](#)

Subtitle
Add subtitle

Journal title
Add journal title

Publication date
Year [Dropdown] Month [Dropdown] Day [Dropdown]

CITATION

Citation type
[Dropdown menu]

Citation
Add citation

Description
Add Description

WORK IDENTIFIERS

Identifier type
Pick an identifier type. Start typing to see more options

Identifier value
Add ID

Identifier URL
Add URL

Relationship
 Self Part of
[+ Add other identifier](#)

URL
Add URL

Language used in this form
[Dropdown menu]

Country of publication
Select a country

[Add to list](#) [Cancel](#)